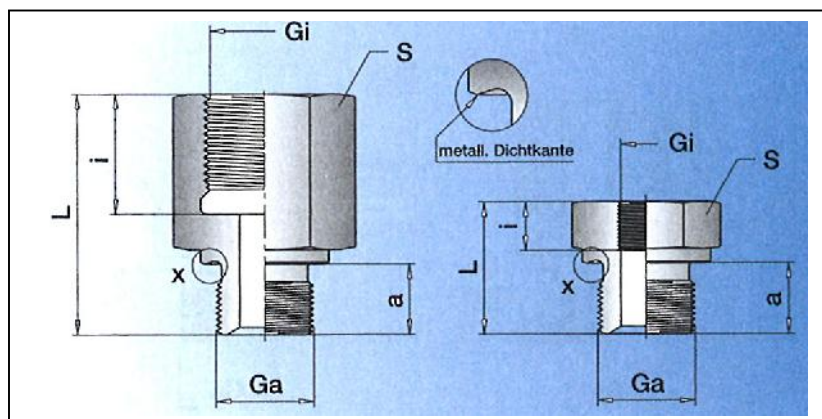


Schneidring-Verschraubungen

»Edelstahl 1.4571«
Art.-Nr. ES 300 bis ES 411

P 6-127



ES 301



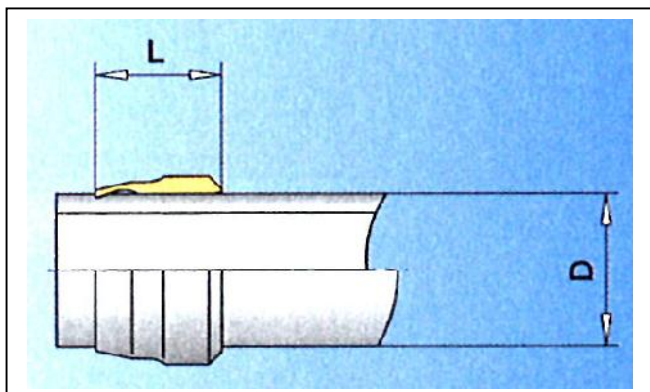
ES 311

Lange Wechselreduzierungen

Art.-Nr.	Ga	a	Gi	i	S	L	PN
ES 300	G 1/4	12,0	G 1/8	12,0	19	28,0	630
ES 301	G 3/8	12,0	G 1/4	17,0	22	36,0	630
ES 302	G 1/2	14,0	G 3/8	17,0	27	36,0	400
ES 303	G 3/4	16,0	G 1/2	20,0	32	41,0	400

Kurze Wechselreduzierungen

Art.-Nr.	Ga	a	Gi	i	S	L	PN
ES 310	G 3/8	12,0	G 1/8	8,0	22	22,5	630
ES 311	G 1/2	14,0	G 1/4	12,0	27	24,0	400
ES 312	G 3/4	16,0	G 1/4	12,0	32	26,0	400
ES 313	G 3/4	16,0	G 3/8	12,0	32	26,0	400
ES 314	G 1	18,0	G 1/2	14,5	41	29,0	400
ES 315	G 1 1/4	20,0	G 3/4	16,0	50	32,0	250
ES 316	G 1 1/2	22,0	G 3/4	16,0	55	36,0	250
ES 317	G 1 1/2	22,0	G 1	18,5	55	36,0	250



ES 361

Schneidringe


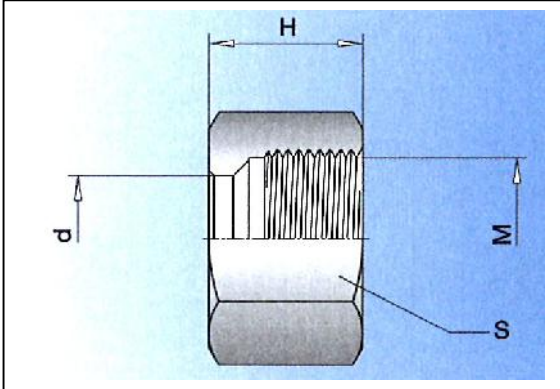
Art.-Nr.	PN	D	L
ES 350	100	4,0	6,0
ES 352	100	6,0	7,0
ES 353	100	8,0	7,0
ES 360	250	6,0	9,5
ES 361	250	8,0	9,5
ES 362	250	10,0	10,0
ES 363	250	12,0	10,0
ES 364	250	15,0	10,0
ES 365	315	18,0	10,5
ES 366	160	22,0	10,5

Schneidring-Verschraubungen

»Edelstahl 1.4571«

Art.-Nr. ES 300 bis ES 411

P 6-127



ES 406

Überwurfmuttern

Art.-Nr.	PN	d	M	S	H
ES 400	100	4,0	M 8x1,0	10	11,0
ES 402	100	6,0	M 10x1,0	12	11,5
ES 403	100	8,0	M 12x1,0	14	12,0
ES 405	315	6,0	M 12x1,5	14	14,5
ES 406	315	8,0	M 14x1,5	17	14,5
ES 407	315	10,0	M 16x1,5	19	15,5
ES 408	315	12,0	M 18x1,5	22	15,5
ES 409	315	15,0	M 22x1,5	27	17,0
ES 410	315	18,0	M 26x1,5	32	18,0
ES 411	160	22,0	M 30x2,0	36	20,0