

## Mounting instructions motion detector

Please follow all safety instructions in the operating manual of the SilentCare

The motion detector is used to automatically switch on and off the mobile room air purifier SilentCare.

The motion detector is mounted with two M6 screws to hood of the SilentCare (refer to fig. 1).

Note that the contact washers face the paint with the serrated side (fig. 4). When tightening, the lacquer is broken through and an electrical connection is established. Tighten the M6 screws.

Continue reading under the point Commissioning if no wall mounting is used.

If the wall mounting is also used, observe the mounting sequence (refer to fig. 2 and 3).

Put the mounting bracket with the motion detector over the wall mount and screw the M6 screws through both components into the threads of the hood of the SilentCare (refer to fig.2). Make sure that the contact washers face the paint with the serrated side (fig.4).



Fig. 1



Fig. 2




Fig. 4

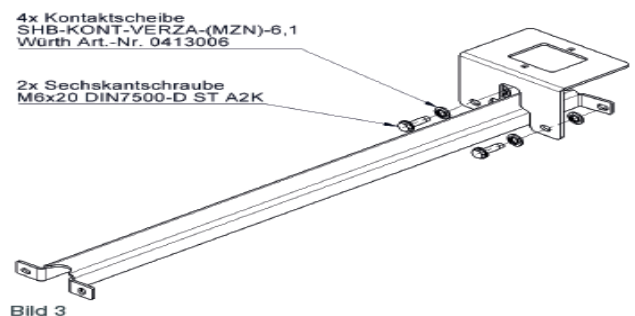


Fig. 3



# Mounting instructions motion detector

## Commissioning

The motion detector is factory-set to approx. 30 minutes follow-up time (rotary switch to max.). This time is sufficient to clean an average room. The time can be adjusted, see the enclosed instructions for the motion detector. We do not recommend making any changes here! The second rotary switch should be set to maximum brightness (fig. 5).




Fig. 5

Plug the power plug into the power socket of the SilentCare (refer to fig. 6).

Plug the power plug of the motion detector into the wall socket. Switch on the SilentCare. After a short start-up phase (a few seconds) the SilentCare switches on. As long as the motion detector detects movements it stays in operation. If the motion detector detects no more movements within 30 minutes, it switches off automatically. As soon as it detects movement, it switches on again.



Fig. 6

### Notice:

When using the motion detector, you do not need the individually supplied cold appliance cable.

## Your Contact

FILCOM GmbH  
Schönbuchstr. 1  
D-73760 Ostfildern

Phone: +49 (0) 711-4413322-0  
Fax: +49 (0) 711-4413322-22  
Mail: [info@filcom.de](mailto:info@filcom.de)

[www.filcom.de](http://www.filcom.de)

**FILCOM**<sup>®</sup>  
FILTRATION